


Definite Purpose Control

Definite Purpose Contactors

Class 42 & 45 product nomenclature


Class 45 D.P. CONTACTOR

Information shown on nomenclature sheets is for reference only to identify devices from existing catalog numbers. This information is not to be used for the creation of new catalog numbers by anyone except the Product Marketing Manager.

45 CLASS	C AMP RATING	G MODEL	2 POWER POLES	0 NC POWER POLES	A ENCLOSURE	J COIL	A MODIFICATIONS
45 Contactor (D.P.)	C 20 D 25 E 30 F 35 G 40	G	1 1 power pole 2 2 power poles	0 None 1 1 power pole 2 2 power poles	A Open	D 200-208V, 60 HZ E 550-600V, 60 HZ 550V, 50 HZ F 120V, 60 HZ 110V, 50 HZ G 208-240V, 60 HZ 190-220V, 50 HZ H 440-480V, 60 HZ 380-440V, 50 HZ J 24V, 60 HZ 24V, 50 HZ L 277V, 60 HZ 240V, 50 HZ	A Jumper Bar * Class B coil standard. Binding head screws and quad quick connect standard. * Suffix 600R to 999R denotes special modifications. * Contact cover and taped coil comes standard.
						* Other voltages available. Please contact sales office.	

Class 42 D.P. CONTACTOR

Information shown on nomenclature sheets is for reference only to identify devices from existing catalog numbers. This information is not to be used for the creation of new catalog numbers by anyone except the Product Marketing Manager.


42 CLASS	B AMP RATING	F MODEL	3 POWER POLES	5 CONTROL CIRCUIT	A ENCLOSURE	J COIL	P POWER TERMINALS	B INTERLOCKS
42 Contactor (D.P.)	A 25 B 30 C 40 D 50 E 60 F 75 G 90 H 120 I 150	F E* *75 - 90 amp only	1 2 power poles 2 4 power poles 3 3 power poles 6 2 NO & 1 NC power poles 7 3 NO & 1 NC power poles 8 2 NO & 2 NC power poles	5 Without auxiliary contact	A Open B NEMA 1 C Open w/DIN rail mtg. base	A 110-120/ 220-240V, 60 HZ C 220-240/ 440-480V, 60 HZ F 110V, 50 HZ 120V, 60 HZ G 190-220V, 50 HZ 208-240V, 60 HZ J 24V, 50 HZ 24V, 60 HZ H 380-440V, 50 Hz 440-480V, 60 HZ E 550V, 50 Hz 550-600V, 60 HZ L 240V, 50 HZ 277V, 60 HZ D 200-208V, 60 HZ K 200-230V, 50 HZ 200-230V, 60 HZ OEM Use Only 1 F coil w/terms. Up 2 G coil w/terms. Up 3 J coil w/terms. Up 4 H coil w/terms. Up 5 E coil w/terms. Up 6 L coil w/terms. Up 7 D coil w/terms. Up	K No screws w/QC's L Binding head screws M Sems screws N Lugs P Binding head screws w/QC's Q Sems screws w/QC's R Lugs w/QC's S Binding head screws & aux. screws T Sems screws & aux. screws V Lugs w/aux. screws W Binding head screws all locations. DQC on line side only. Y Sems screws all locations. DQC on line side only. Z Lugs all locations DQC on the line side only. OMIT = "P" type terminals on A & B rated contactors, or "R" type terminals on C, D, E, F, & G rated contactors.	A 1 SPDT left B 1 NO left C 1 NO & 1 NC left D 1 NO & 1 NC both left & right E 2 SPDT right 1 NO & 1 NC left F 2 SPDT left 2 SPDT right G 1 NO left & 1 NO right H 1 NC left & 1 NC right K 2 SPDT left L 1 SPDT right M 1 NC right N 1 NO right O 1 NC left P 1 NO left 1 NC right R 1 NC left 1 NO right S 1 SPDT left 1 SPDT right Whenever an inlk is specified, a power term. must also be specified in the preceding field.
						* Other voltages available. Please contact sales office.		

* A special three letter customer suffix will be assigned by the Product Manager for additional modifications.

Definite Purpose Control Definite Purpose Contactors

Class 42 & 45 general application


Class 45



Benefits

- Power Termination Options
- Compact Size
- One Pole Version Includes Shunt Bar
- Interchangeable Mounting Durable Metal Back Plate
- Standard Class B Coil Insulation
- Quiet Operation
- Weld-resistant Silver Cadmium Oxide Contacts
- Power Terminal Operations
- Reinforced Thermalset Polyester Housing
- Contact Covers Come Standard

Class 42



Benefits

- Compact Size
- Interchangeable Mounting Durable Metal Back Plate
- Power Terminations Options
- Reinforced Thermalset Polyester Housing
- Quiet Operation
- Weld-resistant Silver Cadmium Oxide Contacts
- Optional Din Rail Mounting
- Snap-on Electrical/Mechanical Interlocks
- Visual Contact Position Indication
- Low VA Coils Standard for 25A–40A

Common Definite Purpose Applications

- Air Conditioning
- Heating
- Ventilating
- Refrigeration
- Food and Beverage Industry
- Conveyors
- Elevators
- Pool and Spa
- Welding
- Pump and Compressor

For further products and dimensions see the PDF file of the DP supplement catalog online.

Definite Purpose Control

Definite Purpose Contactors

Class 42 & 45 part numbers

Ordering Information	Coil Table		
<ul style="list-style-type: none"> ▶ Use complete catalog number. Replace the (*) with letter from the coil table ▶ For additional information see www.sea.siemens.com/controls 	60Hz	50Hz Voltage	Letter
	24	24	J
	110-120	110	F
	200-208	—	D
	208-240	190-220	G
	277	240	L
	440-480	380-440	H
	550-600	550	E

Class 45

FLA	120V Hp	240V		277V		480V		600V		Non Inductive Amps	Poles	Catalog No	List Price \$
		LRA	Hp	LRA	Hp	LRA	Hp	LRA	Hp				
20	—	120	—	110	—	100	—	80	—	25	1	45CG10A*A	
25	—	150	—	150	—	100	—	80	—	35	1	45DG10A*A	
30	—	180	—	180	—	150	—	120	—	40	1	45EG10A*A	
35	—	180	—	180	—	150	—	120	—	50	1	45FG10A*A	
40	—	240	—	240	—	200	—	160	—	55	1	45GG10A*A	
20	—	—	—	120	—	100	—	80	—	30	2	45CG20A*	
25	—	—	—	150	—	125	—	100	—	35	2	45DG20A*	
30	—	—	—	180	—	135	—	110	—	40	2	45EG20A*	
35	—	—	—	200	—	135	—	110	—	50	2	45FG20A*	
40	—	—	—	240	—	200	—	160	—	55	2	45GG20A*	

Class 42 25-150 FLA 60Hz 600V AC Max

FLA	120V Hp	240V		277V		480V		600V		Non Inductive Amps	Poles	Catalog No	List Price \$
		LRA	Hp	LRA	Hp	LRA	Hp	LRA	Hp				
25	2	150	3	—	—	125	—	100	—	35	2	42AF15A*	
25	—	150	5	—	—	125	7.5	100	7.5	35	3	42AF35A*	
25	—	150	5	—	—	125	7.5	100	7.5	35	4	42AF25A*	
30	2	180	5	—	—	150	—	120	—	40	2	42BF15A*	
30	—	180	7.5	—	—	150	10	120	10	40	3	42BF35A*	
30	—	180	7.5	—	—	150	10	120	10	40	4	42BF25A*	
40	3	240	7.5	—	—	200	—	160	—	50	2	42CF15A*	
40	—	240	10	—	—	200	15	160	15	50	3	42CF35A*	
40	—	240	10	—	—	200	15	160	15	50	4	42CF25A*	
50	3	300	10	—	—	250	—	200	—	63	2	42DF15A*	
50	—	300	15	—	—	250	30	200	30	63	3	42DF35A*	
60	5	360	10	—	—	300	—	240	—	75	2	42EF15A*	
60	—	360	20	—	—	300	40	240	40	75	3	42EF35A*	
75	—	450	25	—	—	375	—	300	—	93	2	42FE15A*106	
75	—	450	25	—	—	375	40	300	40	93	3	42FE35A*106	
90	—	540	—	—	—	450	—	360	—	120	2	42GE15A*106	
90	—	540	30	—	—	450	60	360	60	120	3	42GE35A*106	
120	—	720	—	—	—	600	—	480	—	150	2	42HF15A*	
120	—	720	—	—	—	600	—	480	—	150	3	42HF35A*	
150	—	900	—	—	—	750	—	600	—	160	2	42IF15A*	
150	—	900	—	—	—	750	—	600	—	160	3	42IF35A*	